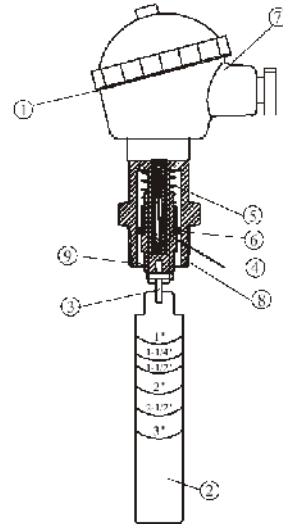
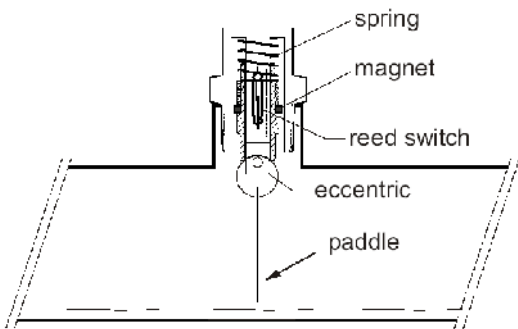
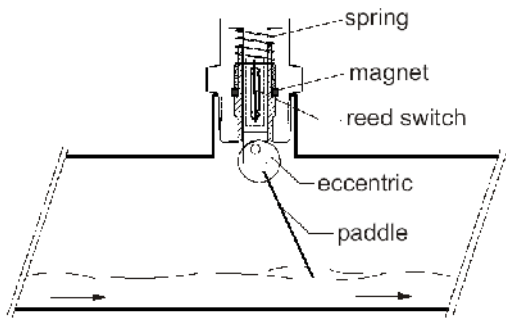


SF

( ), 20°-30°

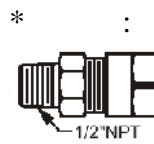
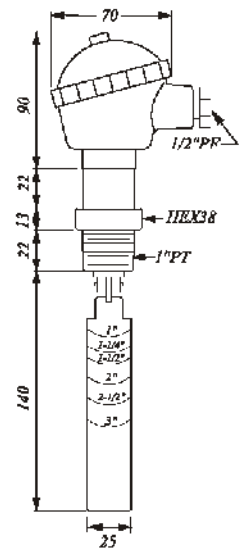
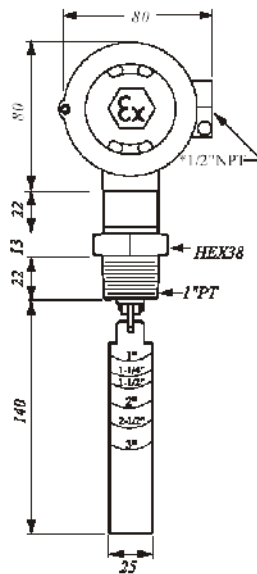


1. (ring)
2. (paddle)
3. (eccentric)
4. (reed switch)
5. (spring)
6. (magnet)
7. (housing)
8. (screw)
9. (center rod)

NEPSI

MODEL: SF1710

MODEL: SF1800



SF1710

	<b>SF1710</b>	<b>SF1800</b>
	, Ex d IIC T6	, IP65
	-30°C~100°C	
	SUS304	SUS304
	Max. 355 PSIG	
	3 PSIG	
	=/- 25%	
	=/- 5%	
	60 ~220 /≈200 , SPDT	

Flow Volume Paddle Length Gallon/Min.	1"		1-1/4"		1-1/2"		2"		2-1/2"		3"	
	Act.	De-Act.	Act.	De-Act.	Act.	De-Act.	Act.	De-Act.	Act.	De-Act.	Act.	De-Act.
1"	5	4	8.5	6.5	12	9	17	15				
1-1/4"			6.5	4.5	9	7	15	12	23	20		
1-1/2"					14	10	23	16	32	25		
2"							18	12	24	17	33	27
2-1/2"									20	13	27	22
3"											22	16

Paddle length –  
Flow volume (water/min) – ( / )

